

iBank Executive Summary (History) for IBANK DEMO SITE

Invoice dates from 09/01/00 to 09/30/00

Monthly data from October, 1999 thru September, 2000

Invoice dates from 09/01/00 to 09/30/00

Air Charges Summary	Totals	Averages
Transactions - Invoices:	280	
Credits:	6	
Net # of Trips:	274	
Air Charges:	\$138,020.48	\$503.72
Savings:	\$58,868.46	\$214.85
# of Exceptions:	121	
Lost Savings:	\$2,686.84	\$9.81
Market Fare:	\$196,888.94	\$718.57
Svgs from Market Fare:	\$58,868.46	\$214.85

Top 5 City Pairs	# of Segs	Amount
Atlanta<->Chicago-ohare	53	\$10,537.26
Atlanta<->Miami	26	\$2,648.70
Atlanta<->Gunnison	20	\$4,213.99
Atlanta<->Nyc-laguardia	18	\$2,857.70
Atlanta<->Orlando	16	\$2,007.44

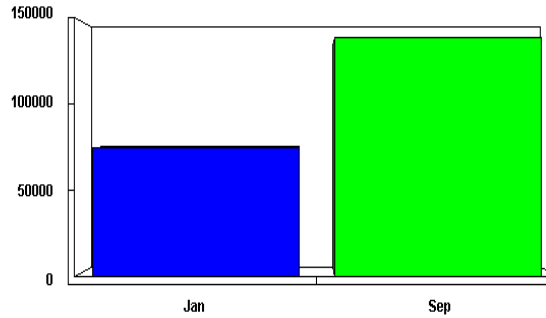
Car Rental Summary	Totals	Averages
# of Cars Rented:	65	
# of Days Rented:	172	2
Cost (Booked Rate):	\$8,573.77	\$51.18
Cost per Day:	N/A	\$49.85

Top 5 Car Rental Cities	# of Days	Amount
PARK RIDGE, NJ	97	\$5,129.43
LISLE, IL	43	\$1,946.36
VIRGINIA BEACH, VA	25	\$1,115.24
GOOSE CREEK, SC	7	\$382.74
	0	\$0.00

Hotel Booking Summary	Totals	Averages
# of Bookings:	103	
# of Nights Booked:	203	1
Cost (Booked Rate):	\$23,578.50	\$122.73
Cost per Night:	N/A	\$116.15

Top 5 Hotel Cities	# of Days	Amount
WASHINGTON,	30	\$3,054.00
GREENVILLE,	30	\$1,648.50
CHICAGO,	17	\$3,061.00
BEVERLY HILLS,	13	\$1,217.00
ATLANTA,	12	\$1,618.00

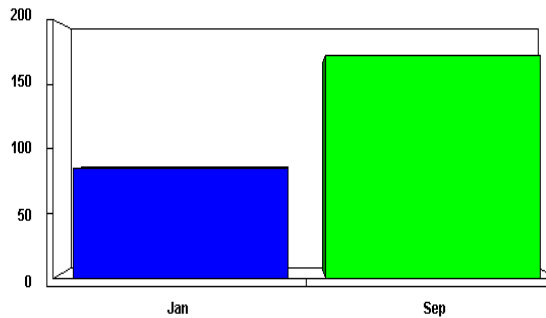
Air Charges



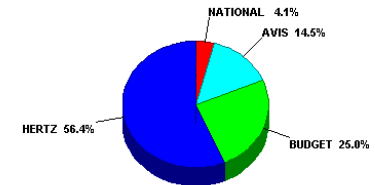
Volume Booked



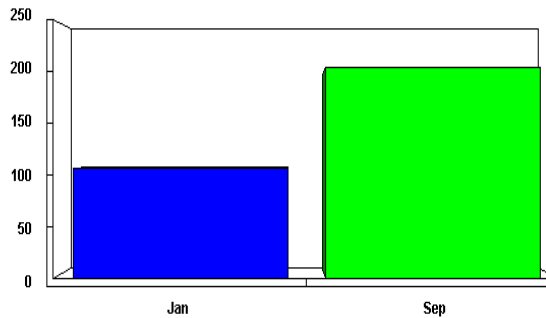
Car Rental Days



of Rental Days



Hotel Room Nights



of Room Nights

